



Bonneville Elementary iPad - Agenda



3:15 - Good Afternoon! Please download the free QR code reader, i-nigma to your iDevice. (iPad, iPod, or iPhone, Mini)

	<p>https://itunes.apple.com/us/app/i-nigma-qr-code-data-matrix/id388923203?mt=8</p>	
<p>Another QR code reader is fine.</p>		



- Jot down a few questions or comments.

- _____
- _____
- _____

By noon today only 8 people had responded to survey.



SAMR Model -

Technology allows for the creation of new tasks, previously inconceivable. Substitution>Modification>Augmentation>Redefinition
- Blooms Taxonomy with Technology

- Mirror iPad - Handout
 - Document Camera
- Pull keyboard apart for thumb typing- pull back together.
- Keyboards -
 - 1. Touch Settings -> General -> Keyboard -> International Keyboards
 - 2. Select Add New  Keyboard
 - 3. Select the keyboard you wish to add
 - 4. After you add the keyboard, you can edit the Software Keyboard Layout and Hardware  Keyboard Layout by touching the keyboard

Bonneville Elementary iPad - Agenda



name. 4. When more than one keyboard is added, a globe symbol appears to the left of the space  bar in the keyboard. Use this button to switch between International  keyboards when typing.

4. Many keyboards have additional hidden keys. To access these characters hold down a key on the keyboard and variations of that letter will appear. For example, holding down the letter E on the English (US) keyboard brings up 8 different options.

▪ Media

○ Photos - Camera

 Time-lapse

 Video

 Photo

 Square - 4 Instagram

 Panorama

○ Screenshot - Hold belly button and power button at same time. You'll hear the camera shot.

○ Insert photo in email or notes.

 Hold finger down within text

 Select insert photo

○ AirDrop - 4 iPad Air - Mini? No on older iPad versions.

 Pull up from bottom of screen.

 Select AirDrop.

 Select recipient.

♥ Questions?